

20+ Year Treasury Options ETP

The case for switching from long-dated US Treasury ETFs.


March 2026

Core US Treasury exposure with monthly options income


Long-dated Treasury ETF challenges

Investors use long-dated US Treasury ETFs to express views on long-term yields, diversify portfolios, and add defensiveness in risk-off markets.

But these ETFs still have **two key drawbacks** that limit their efficiency:

 High rate sensitivity

Long-dated Treasuries move more when yields change, which can increase drawdowns.





 Low income efficiency

Bond income alone may not offset long-duration moves, which can reduce efficiency.

Options ETP solution

The **IncomeShares 20+ Year Treasury Options ETP (TLTY)** holds long-dated US Treasury exposure with a systematic covered-call overlay.

This approach:

-  Adds options income to long-dated US Treasury exposure.
-  Aims to improve risk-adjusted returns in range-bound or choppy markets.
-  Harvests volatility premium systematically.
-  Retains typical ETP features – liquidity, transparency, and daily pricing.

How TLTY works

The **IncomeShares 20+ Year Treasury Options ETP (TLTY)** holds exposure to the iShares 20+ Year Treasury Bond ETF (TLT) and sells call options on that exposure to generate income from option premiums.

These premiums are distributed monthly to investors as ETP dividends. The trade-off is capped upside during strong rallies, while the steady income can help smooth returns when long-dated Treasuries consolidate or trade sideways.

Stay in long-duration Treasuries. Earn income more efficiently.



TLT exposure

+



Sells call options

=



TLT exposure with monthly option income

Generates income

Since inception on 27 June 2025, TLTY has produced an average monthly yield of 11.77%, annualised, from selling call options on TLT. These distributions have provided a steady cash flow for investors.

Monthly income on \$100,000 investment, based on distribution yields since inception:

Month	Distribution yield	Monthly yield	Income on \$100,000
Jul	10.68%	0.89%	\$890
Aug	12.38%	1.03%	\$1,032
Sep	12.96%	1.08%	\$1,080
Oct	11.86%	0.99%	\$988
Nov	10.28%	0.86%	\$857
Dec	12.00%	1.00%	\$1,000
Jan	12.00%	1.00%	\$1,000
Feb	12.00%	1.00%	\$1,000
Total			\$ 7,847

Higher risk-adjusted returns

From inception to 28 February 2026, TLTY delivered a slightly higher total return than the iShares 20+ Year Treasury Bond ETF (TLT), with similar daily volatility and a higher Sharpe ratio.

The covered-call overlay added monthly option income that helped improve return consistency.

Strong correlation to TLT

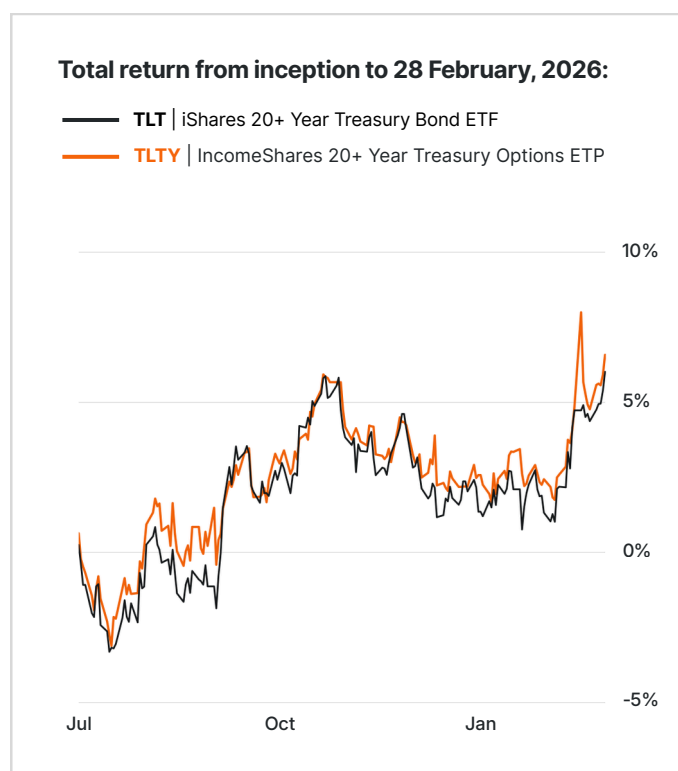
The correlation to TLT over this period, based on weekly returns, is 0.81 – consistent with core long-dated US Treasury exposure plus an option-income overlay.

Sources: Bloomberg, IncomeShares, and Federal Reserve Bank of St. Louis (FRED). Total return data for TLT and TLTY include reinvested distributions. TLTY total return assumes reinvestment of monthly income. Sharpe ratios calculated using the 3-month U.S. Treasury yield (US03MY) of 3.59% as of 28 February 2026. Distribution yields from IncomeShares. Figures based on USD returns. Data as of 28 February 2026. **Past performance is not a reliable indicator of future results.**

Tracks TLT's path

TLTY has moved closely with the iShares 20+ Year Treasury Bond ETF (TLT) since launch on 27 June 2025. The chart shows total returns to highlight the directional tracking between the two.

Over this period, TLTY has delivered a slightly higher total return than TLT while paying monthly options income. The strategy tracks TLT's direction while capping some upside during strong rallies.



Metric	TLT	TLTY
Cumulative return	6.02%	6.58%
Volatility (daily st.dev.)	0.57%	0.60%
Annualised Sharpe	0.58	0.64
Max drawdown	-4.82%	-4.01%
Correlation to TLT	1	0.81

Potential benefits

Maintains core Treasury exposure

Price participation up to the strike.

Higher risk-adjusted total returns

Lower volatility and a higher Sharpe ratio.

Adds a steady income stream

From option premiums.

Retains ETF benefits

Liquidity and transparency.

Why the timing could make sense

- Long-dated US Treasuries are down roughly 40% from their 2020 peak, while US equities and gold have risen close to 200% over the same period. That leaves long-duration exposure comparatively overlooked.
- Since late 2022, TLT has consolidated in a narrow trading range. Covered-call strategies tend to benefit in these conditions by turning sideways price action into income.
- US interest rates have started to move lower. Falling yields support long-dated bonds and improve the setup for duration exposure.
- Rotating from a plain Treasury ETF into TLTY keeps long-duration exposure while adding yield through systematic option income.
- If long-dated Treasuries rise, TLTY returns participate up to the strike. If they range, income dominates. If they fall further, option income may help offset part of the downside.

Stay in long-duration Treasuries. Earn income more efficiently.

Listings & Tickers

Country	Exchange	Base currency	Trading currency	Exchange code	ISIN	SEDOL	BBG ticker	RIC	WKN	Listing date
UK	London Stock Exchange	USD	USD	TLTY	XS3068771271	BP7M070	TLTY LN	TLTY.L	N/A	27 Jun 2025
UK	London Stock Exchange	USD	GBP	TLTI	XS3068771271	BP6WQR3	TLTI LN	TLTI.L	N/A	27 Jun 2025
DE	Deutsche Börse Xetra	USD	EUR	TLTY	XS3068771271	BP7M081	TLTY GY	TLTY.DE	A4AN04	15 Jul 2025
NL	Euronext Amsterdam	USD	EUR	TLTY	XS3068771271	BR4ZXP5	TLTY NA	TLTY.AS	N/A	15 Oct 2025

For EU audience:

This is a marketing communication. Prospective investors should refer to the Exchange Traded Product (“ETP”) Prospectus and Key Investor Information Document (“KIID”) before making any investment decisions.

No Legal or Investment Advice

The information on this website does not constitute legal, financial, or investment advice. It should not be considered an offer to sell or a solicitation to buy any security, including shares of any ETP promoted here, or other financial instruments, products, or services offered by Leverage Shares or its distributors (“Leverage Shares”).

Investment Advices Client Services

Leverage Shares constructs and issues ETPs but does not provide services to private investors, nor does it accept client funds directly. Leverage Shares’ services are exclusively available to professional clients, as defined in this website’s [Terms and Conditions](#). Private investors should consult their personal advisor, broker, or bank for investment or trading inquiries. For technical questions regarding our ETPs, please contact us directly.

Investment Decisions

Any investment in promoted ETPs should be based on the official sales Prospectus, the relevant Supplement, and the KIID, which outline the applicable terms and conditions.

Investment Risks

Investments in ETPs are subject to risk, including potential loss of principal. The value of investments may fluctuate, and investors may not recover the amount originally invested. Past performance is not indicative of future results and should not be the sole factor considered in selecting a product. Investors should carefully consider their investment objectives, risks, charges, and expenses before investing.

Documentations Availability

The Prospectus, KIID, and other relevant documentation are available free of charge on this website, and upon request via email. Please note that except for KIIDs, documents are generally available in English and selected other languages.

Regulatory Information

Retail clients should not rely on information provided here and are encouraged to seek guidance from a qualified IFA.

Not Insured — No Bank Guarantee — May Lose Value.

For UK audience:

This is a financial promotion for the purposes of s21 of the UK Financial Services and Markets Act 2000 (“FSMA”) which has been approved by Leela Capital Regulatory Solutions Limited (“LCRS”), authorised by the Financial Conduct Authority (FCA) (FRN 845185) for communication by Leverage Shares Management Company Limited as at 3 March 2026. LCRS is incorporated in England and Wales, company number 10161396, registered office 82 St John Street, London, EC1M 4JN

Please refer to the ETP Prospectus and Key Investor Information Document (“KIID”) before making any investment decisions.

This information originates from Leverage Shares Management Company Limited, which has been appointed by Leverage Shares Public Limited Company as provider of administrative and arranger services (the “Arranger”). Leverage Shares Public Limited Company registered address is 2nd Floor, Block 5, Irish Life Centre, Abbey Street Lower, Dublin 1, D01 P767, Ireland and is Registered in Ireland under registration number 597399. Leverage Shares Management Company Limited registered address is 116 Mount Prospect Avenue, Clontarf, Dublin 3, Ireland and is Registered in Ireland under registration number 596207.

The information is intended only to provide general and preliminary information to investors and shall not be construed as investment, legal or tax advice. Leverage Shares Public Limited Company and the Arranger (together referred as “Income Shares”) assume no liability with regards to any investment, divestment or retention decision taken by the investor on the basis of this information.

Opinions are current as of the publication date and are subject to change with market conditions.

Investing involves high risks, including potential loss of all your money. Investors should be aware that past performance is not a reliable indicator of future results. Forecasts are not a reliable indicator of future performance. Seek independent advice where necessary.